

Adjustable Downlight Recessed

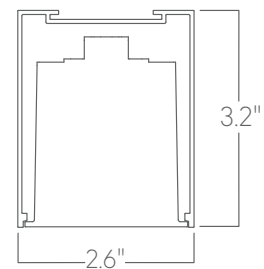


Adjustable, four-optic downlight module available with several beam spreads.

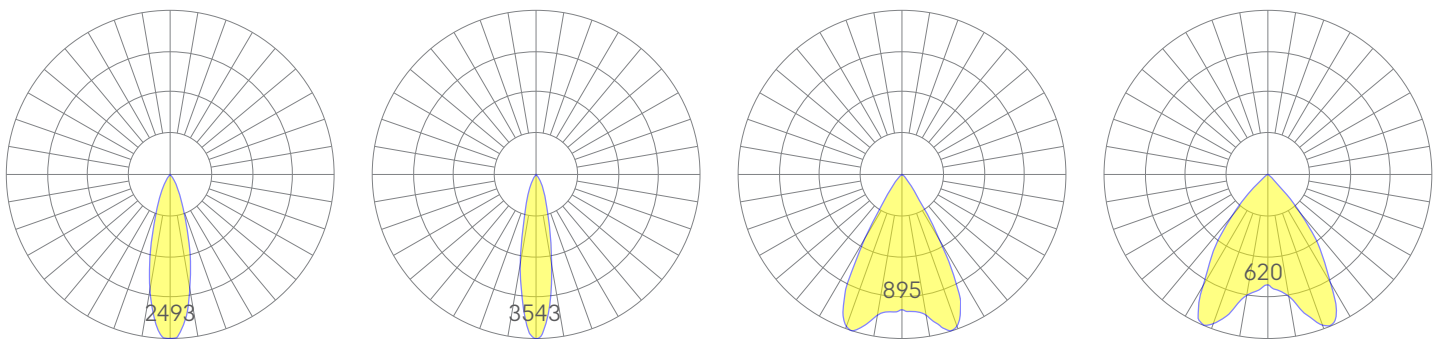
Features

- Patented product
- Four beam spreads available
- Beams adjustable up to 30° in all directions
- 8" in length
- Extruded, recycled, premium aluminum housing
- Aluminum core LED boards, specifiable optics
- Specifiable color temperature. CRI > 90, R9 >50
- 5 Year, 50,000 hour warranty, damp location rated

Dimensions



Optics



Representative distribution and peak candela. For other options see order information or IES files [here](#).

Adjustable Downlight Recessed

Ordering Information

- - - - - - -

1 2 3 4 5 6 7 8

Example: DL ADJ SA - 35 - MED - W - DB - UNV - NT - WFL - W

Fixture ID <input type="text" value="1"/>	Color Temperature <input type="text" value="2"/>	Output <input type="text" value="3"/>	Driver <input type="text" value="4"/>
DLR ADJ SA	27 2700K/90 CRI 30 3000K/90 CRI 35 3500K/90 CRI 40 4000K/90 CRI	LOW Low output MED Medium output HIGH High output	DB Standard 0-10V1% <small>Remote, for driver box sizes, click here</small> DB.1% 0-10V 0.1% <small>Remote, for driver box sizes, click here</small> PoE Power over ethernet <small>Remote, for driver box sizes, click here</small>
Voltage <input type="text" value="5"/>	Mounting <input type="text" value="6"/>	Beam Spread <input type="text" value="7"/>	Finish <input type="text" value="8"/>
UNV Universal (120/277V)	T 9/16" Tee Grid T15 15/16" Tee Grid SG Slot Grid/Interlude F Flange NT Mud-in Flange	SP 20° Beam; 3569 CBCP FL 30° Beam; 2542 CBCP WFL 62° Beam; 702 CBCP XWFL 80° Beam; 379 CBCP	BLK Black W White <small>*Trim is white, nodes and plate must be black.</small>

Performance

Output ¹	Watts	Lumens
Low	9	562
Medium	12	728
High	16.75	908

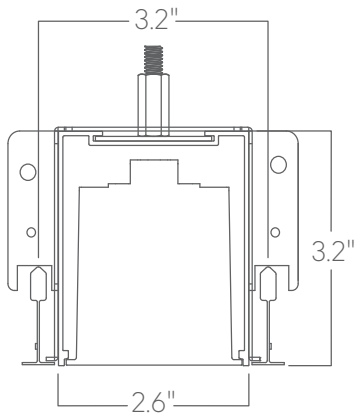
Based on 'SP' beam spread, 90 CRI, 3500K luminaire using one driver.

¹For 4000k, multiply by 1.05; for 3000k, 0.96; for 2700k, 0.92.

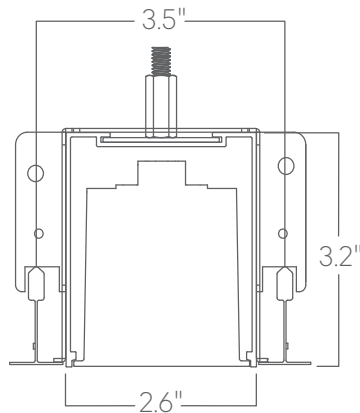
Adjustable Downlight Recessed

Mounting Options

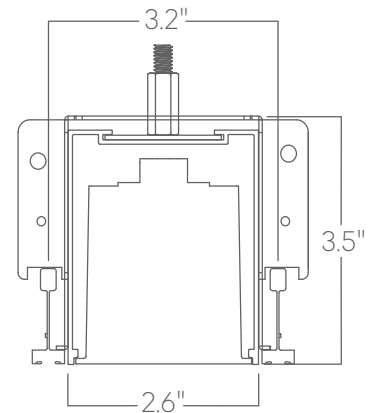
Custom mounting types and ceiling transitions available; consult factory.



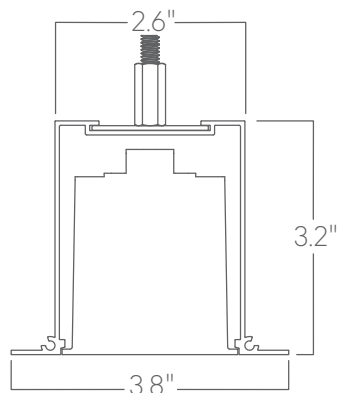
T
9/16" tee grid



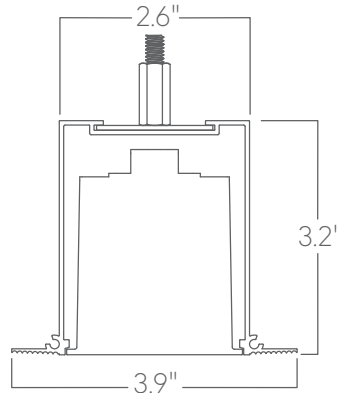
T15
15/16" tee grid



SG
slot grid



F
flange



NT
mud-in¹

¹Installation that alters aperture width compromises lens security. Installer must ensure aperture width is maintained.