


Lucie direct



Create a luminous ceiling with our back-lit, projection fabric luminaire. Standard or custom sizes are available to suit any modern space.

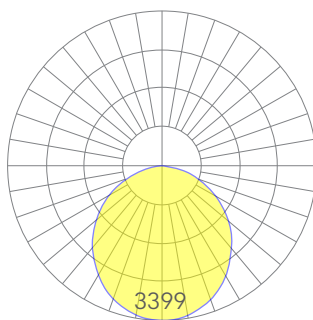
Features

- Printable fabric with customer supplied image
- Extruded recycled aluminum housing
- Aluminum core LED boards
- Specifiable color temperature. CRI > 90, R9 >50
- Custom sizes and finishes available
- Integral specifiable dimmable drivers or PoE
- 5 Year, 50,000 hour warranty, damp location rated
- WELL Building Standard compatible [learn more](#)

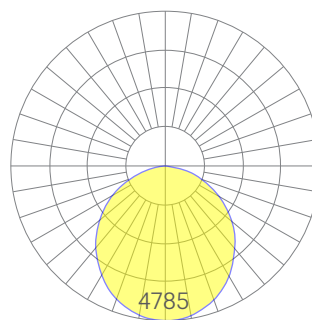
Dimensions



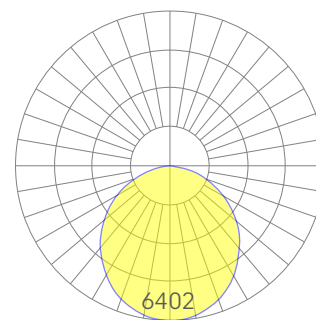
Optics



low



medium



high

Representative distribution and peak candela. For other options see order information or IES files [here](#).

Lucie direct

Ordering Information



Example: LUCIE - 4X8 - 35 - MED - UNV - DB - W - AC - SD - CCS - DAYCKT - NA

Fixture ID <input type="text" value="1"/>	Size <input type="text" value="2"/>	Color Temperature <input type="text" value="3"/>	Output <input type="text" value="4"/>
LUCIE	2x4 4x4 4x8 4x12 8x8 8x12 8x16 <small>Consult factory for custom sizes.</small>	27 2700K/90 CRI 30 3000K/90 CRI 35 3500K/90 CRI 40 4000K/90 CRI 50 5000K/90 CRI TW ¹ Tunable white 2700K-6500K <small>¹Must use TW10 or PSQ driver.</small>	LOW Low output MED Medium output HIGH High output CUST Custom output ¹ <small>¹consult factory</small>
Voltage <input type="text" value="5"/>	Driver <input type="text" value="6"/>	Finish <input type="text" value="7"/>	Mounting <input type="text" value="8"/>
UNV Universal (120/277V) 347V ¹	DB Standard 0-10V 1% DB.1% 0-10V 0.1% ELV ² Reverse Phase 1% (120V only) TRI ² Forward phase (120V only) LDE1 Lutron Digital EcoSystem DALI DALI-2 Driver PoE Power over ethernet. TW10 Dual channel, 0-10V for tunable white. PSQ Lutron T-Series 2-channel 1% for tunable white DMX ¹ DMX512 <small>¹Set to default address 001. Contact us for other addressing needs. ²For compatible dimmers, click here.</small>	W White BLK Black SLV Silver CC ¹ Custom Color <small>¹Custom Color. See finish options here.</small>	AC Aircraft Cable (50") AC3.5 3.5" canopy + jbox adaptor ¹ ACPC Aircraft cable to Conduit Pipe Canopy SM Surface Mount <small>¹Adaptor must be mudded-in White stems and canopy provided unless otherwise specified in options (section 12).</small>
Optics <input type="text" value="9"/>	Sensors/Controls <input type="text" value="10"/>	Circuit <input type="text" value="11"/>	Options <input type="text" value="12"/>
SD Standard Diffuser SI Customer Supplied Image (50-100 DPI at fixture size) Acceptable file types include, PSD, PSB, TIFF, AI or EPS.	NA None ACM Acuity nLight Module Only CCS Casambi Module AWNLR Lutron Athena Wireless Node Module <small>Consult factory for other options.</small>	NA None EMCKT Emergency Circuit DAYCKT Daylight Circuit	NA None

Performance

Output ¹	Watts	Lumens
Low	160	8841
Medium	232	12447
High	320	16653

¹Based on a typically configured, 4x8, 90 CRI, 3500K luminaire using one driver.

Custom outputs available. Please consult factory.
For 4000K multiply by 1.02; for 3000K 0.98; for 2700K, 0.96, these multipliers also apply to Tunable White.
For Tunable White outputs, multiply by 1.05 for 5000K and by 1.1 for 6500K.

Technical Information



click [here](#) or scan QR code

Wiring diagrams, PoE and sensor details

Modification date: May, 2023

Page 2 of 4

Drivers & Electrical

Integral drivers* with 0-10V Dimming standard. Several other driver options available; see ordering information.

*DMX drivers are provided in remote enclosures.

Controls

Control modules may be mounted within luminaires or remotely.

Emergency Back-Up

Emergency, battery-powered drivers are available. Emergency circuits for use with building generators are also available.

PoE (Power over Ethernet)

Compatible with virtually all PoE systems including Molex Coresync, Igor, Smartengine, Platformatics, and NuLED SPICEbox. Consult Factory for systems not listed, See [here](#) for more info.

Weight

3 lbs per square foot

Optics

Luminous projection fabric provides excellent diffusion, high transmission, and no LED imaging.

Construction

Housings are extruded, recycled aluminum. Individual fixtures are available up to 16' long and may be specified as nominal or precision lengths. Precision lengths are supplied within 1/8" tolerance.

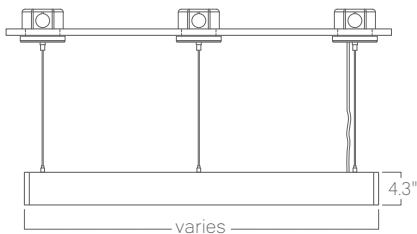
Finishes

All luminaires are finished in high quality polyester powder coating. Our standard color is white. Any RAL color may be specified.

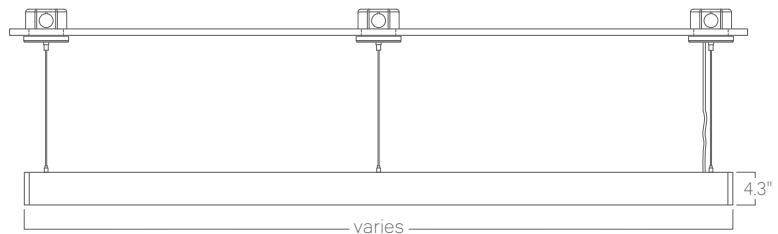
Mounting Options

Custom mounting types and ceiling transitions available; consult factory.

Aircraft cable, 3.5" canopy

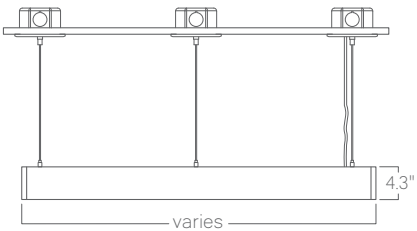


front view

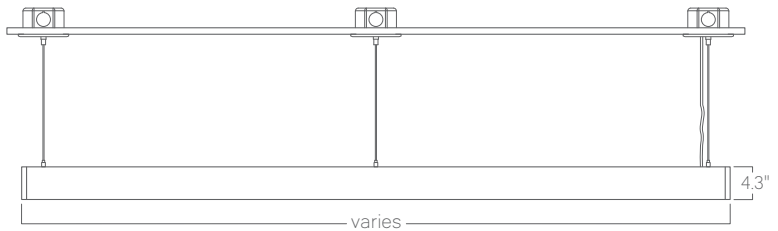


side view

Aircraft cable, 5" canopy

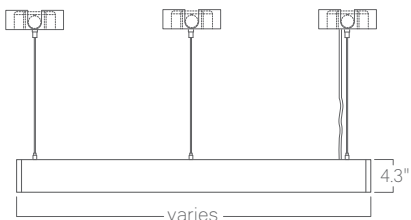


front view

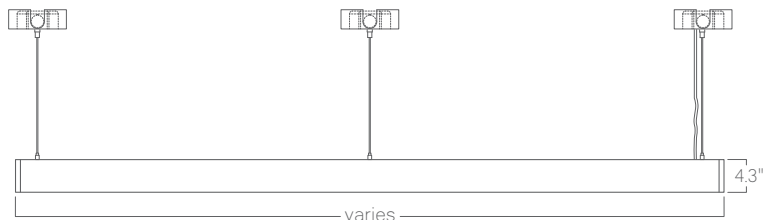


side view

Aircraft cable, Conduit canopy with knockouts



front view



side view

Surface mount



front view



side view