


# Lucie direct



Create a luminous ceiling with our back-lit, projection fabric luminaire. Standard or custom sizes are available to suit any modern space.

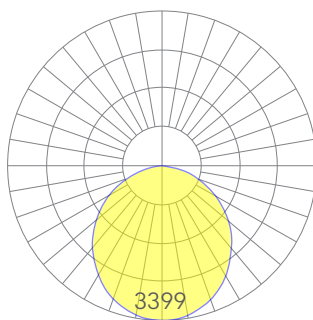
## Features

- Extruded recycled aluminum housing
- Aluminum core LED boards
- Specifiable color temperature. CRI > 90, R9 >50
- Custom sizes and finishes available
- Integral specifiable dimmable drivers or PoE
- 5 Year, 50,000 hour warranty, damp location rated
- WELL Building Standard compatible [learn more](#)

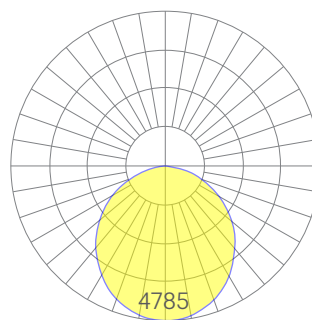
## Dimensions



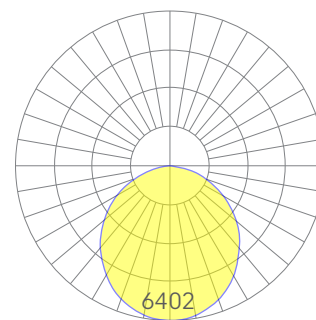
## Optics



low



medium



high

Representative distribution and peak candela. For other options see order information or IES files [here](#).

**Ordering Information**



Example: LUCIE - 2X4 - 35 - MED - UNV - DB - W - AC - SD - CCS - DAYCKT - NA

<b>Fixture ID</b> <input type="text" value="1"/>	<b>Size</b> <input type="text" value="2"/>	<b>Color Temperature</b> <input type="text" value="3"/>	<b>Output</b> <input type="text" value="4"/>
LUCIE	2x4 4x4 4x8 4x12 8x8 8x12 8x16  <small>Consult factory for custom sizes.</small>	27 2700K/90 CRI 30 3000K/90 CRI 35 3500K/90 CRI 40 4000K/90 CRI 50 5000K/90 CRI  TW <sup>1</sup> Tunable white 2700K-6500K  <small><sup>1</sup>Must use TW10 or PSQ driver.</small>	LOW Low output MED Medium output HIGH High output CUST Custom output <sup>1</sup>  <small><sup>1</sup>consult factory</small>
<b>Voltage</b> <input type="text" value="5"/>	<b>Driver</b> <input type="text" value="6"/>	<b>Finish</b> <input type="text" value="7"/>	<b>Mounting</b> <input type="text" value="8"/>
UNV Universal (120/277V) 347V <sup>1</sup>	DB Standard 0-10V 1% DB.1% 0-10V 0.1% ELV <sup>2</sup> Reverse Phase 1% (120V only) TRI <sup>2</sup> Forward phase (120V only) LDE1 Lutron Digital EcoSystem DALI DALI-2 Driver PoE Power over ethernet. TW10 Dual channel, 0-10V for tunable white. DMX <sup>1</sup> DMX512  <small><sup>1</sup>Set to default address 001. RDM capable. Contact us for other addressing needs. <sup>2</sup>For compatible dimmers, click here.</small>	W White BLK Black CC <sup>1</sup> Custom Color  <small><sup>1</sup>Custom Color. See finish options here.</small>	AC Aircraft Cable (50") AC3.5 3.5" canopy + jbox adaptor <sup>1</sup> SM Surface Mount  <small><sup>1</sup>Adaptor must be mudded-in White stems and canopy provided unless otherwise specified in options (section 12).</small>
<b>Optics</b> <input type="text" value="9"/>	<b>Sensors/Controls</b> <input type="text" value="10"/>	<b>Circuit</b> <input type="text" value="11"/>	<b>Options</b> <input type="text" value="12"/>
SD Standard Diffuser	NA None ACM Acuity nLight Module Only CCS Casambi Module AWNRLutron Athena Wireless Node Module  <small>Consult factory for other options.</small>	NA None EMCKT Emergency Circuit DAYCKT Daylight Circuit	NA None

**Performance**

Output <sup>1</sup>	Watts	Lumens
Low	160	8841
Medium	232	12447
High	320	16653

<sup>1</sup>Based on a typically configured, 4x8, 90 CRI, 3500K luminaire using four drivers.

Custom outputs available. Please consult factory.  
For 4000K multiply by 105, for 3000K 0.9%, for 2700K, 0.92.

**Technical Information**



click [here](#) or scan QR code

Wiring diagrams, PoE and sensor details

Modification date: September, 2022

# Lucie direct

## Drivers & Electrical

Integral drivers\* with 0-10V Dimming standard. Several other driver options available; see ordering information.

\*DMX drivers are provided in remote enclosures.

## Controls

Control modules may be mounted within luminaires or remotely.

## Emergency Back-Up

Emergency, battery-powered drivers are available. Emergency circuits for use with building generators are also available.

## PoE (Power over Ethernet)

Compatible with virtually all PoE systems including Molex Coresync, Igor, Smartengine, Platformatics, and NuLED SPICEbox. Consult Factory for systems not listed, See [here](#) for more info.

## Weight

3 lbs per square foot

## Optics

Luminous projection fabric provides excellent diffusion, high transmission, and no LED imaging.

## Construction

Housings are extruded, recycled aluminum. Individual fixtures are available up to 16' long and may be specified as nominal or precision lengths. Precision lengths are supplied within 1/8" tolerance.

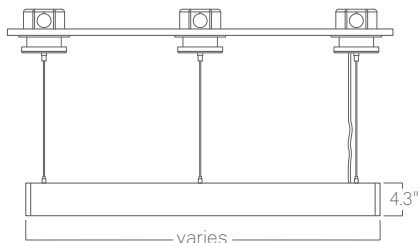
## Finishes

All luminaires are finished in high quality polyester powder coating. Our standard color is white. Any RAL color may be specified.

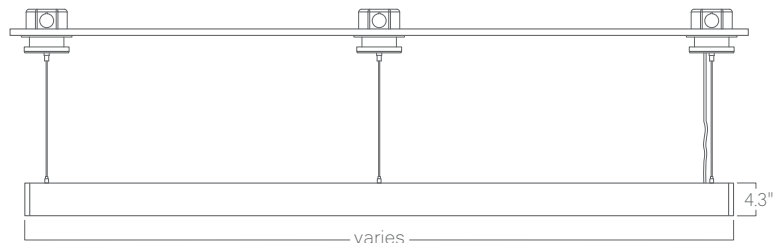
## Mounting Options

Custom mounting types and ceiling transitions available; consult factory.

### Aircraft cable 3.5" canopy

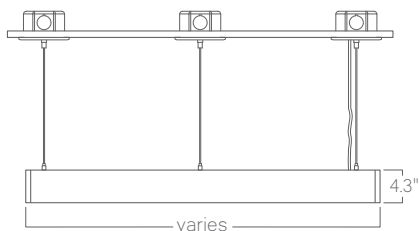


front view

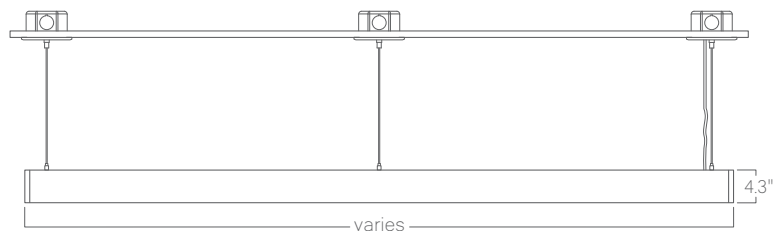


side view

### Aircraft cable 5" canopy

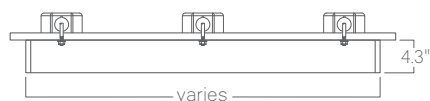


front view



side view

### Surface mount



front view



side view