


Pier Black Optic direct

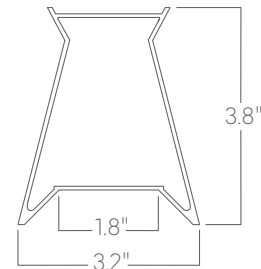


The Black Optic Series of architectural luminaires seamlessly blends into dark surroundings. Custom lengths and patterns are tailored to suit any modern space.

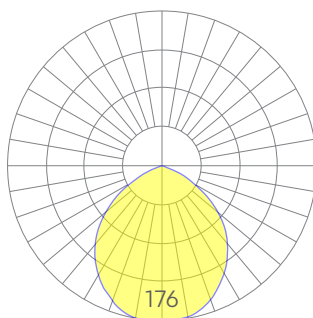
Features

- Extruded, recycled aluminum housing
- Aluminum core LED boards, specifiable output
- Specifiable color temperature. CRI > 90, R9 >50
- Custom lengths, welded patterns, and finishes available
- Integral specifiable dimmable drivers or PoE
- 5 Year, 50,000 hour warranty, damp location rated
- WELL Building Standard compatible [learn more](#)

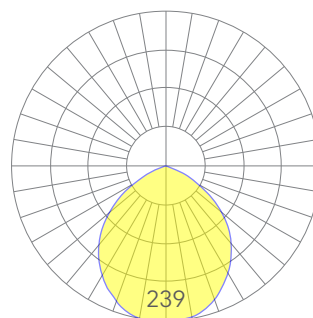
Dimensions



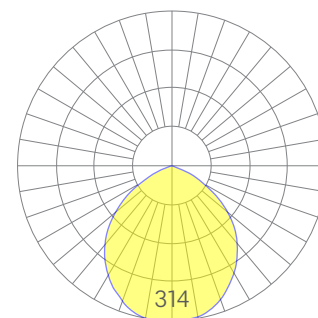
Optics



low



medium



high

Representative distribution and peak candela. For other options see order information or IES files [here](#).

Pier Black Optic direct

Ordering Information



Example: PIER BKO - 8 - 35 - MED - UNV - DB - W - AC - BKO - CCS - DAYCKT - NS

Fixture ID	1	Length	2	Color Temperature	3	Output	4
PIER BKO		2 2 ft 4 4 ft 8 8 ft X'-X" Specify Length ¹ PAT Pattern (Consult Factory)		27 2700K/90 CRI 30 3000K/90 CRI 35 3500K/90 CRI 40 4000K/90 CRI 50 5000K/90 CRI		LOW Low output MED Medium output HIGH High output CUST Custom output ¹	
		¹ Precision lengths may be specified to the nearest 1/8". All lengths are nominal unless specified to be exact.				¹ consult factory	
Voltage	5	Driver	6	Finish	7	Mounting	8
UNV Universal (120/277V) 347V¹ 347V		DB Standard 0-10V 1% DB.1% 0-10V 0.1% ELV² Reverse Phase 1% (120V only) TRI² Forward phase (120V only) LDE1 Lutron Digital EcoSystem DALI DALI-2 Driver PoE Power over ethernet TW10 Dual channel, 0-10V for tunable white. WD10 0-10V Warm Dim PSQ Lutron T-Series 2-channel 1% for tunable white DMX¹ DMX512		W White BLK Black SLV Silver CC¹ Custom Color CWF¹ Custom Wood Finish		AC Aircraft cable (50") AC3.5 3.5" canopy + jbox adaptor ¹ ACPC Aircraft cable to Conduit PS-X Pipe Canopy Pendant stem (12", 18", 24", 36", 48")	
¹ Must use DB Driver		¹ Set to default address 001. Contact us for other addressing needs. All DMX drivers provided in remote enclosures. ² For compatible dimmers, click here.		¹ Custom Color. See finish options here. White SJ cord and canopy provided; for other requests, see section 12 to specify.		¹ Adaptor must be mudded-in White stems and canopy provided unless otherwise specified in options (section 12).	
Optics	9	Sensors/Controls	10	Circuit	11	Options	12
BKO Black Optic		NA None ACM Acuity nLight Module Only CCS Casambi Module AWNRR Lutron Athena Wireless Node Module		NA None EMCKT Emergency Circuit DAYCKT Daylight Circuit		Must choose one: S Endcap screws visible NS Endcap screws not visible Optional: STD White Canopy + White Cord CAN-X¹ Canopy + Color SJ-X² SJ Cord + Color	
		Consult factory for other options.				¹ See finish options here. ² SJ Cord only available in White or Black.	

Performance

Output ¹	Watts/ft	Lumens/ft
Low	5	110
Medium	7	150
High	10	196

¹Based on a typically configured 90 CRI, 3500K luminaire using one driver.

Custom outputs available. Please consult factory.
 For 4000K multiply by 105; for 3000K 0.96; for 2700K, 0.92.

Technical Information



click [here](#) or scan QR code

Wiring diagrams, PoE and sensor details

Modification date: June 2023

Pier Black Optic direct

Drivers & Electrical

Integral drivers* with 0-10V Dimming standard. Several other driver options available; see ordering information.

*DMX drivers are provided in remote enclosures.

Sensors & Controls

Sensors are installed on an aluminum plate adjacent to the luminaire lens. Coronet remains agnostic in our approach to sensors and control systems; our fixtures are compatible with most systems offered.

Emergency Back-Up

Emergency circuits for use with building generators available.

PoE (Power over Ethernet)

Compatible with virtually all PoE systems including Moxel Coresync, Igor, Smartengine, Platformatics, and NuLED SPICEbox. Consult Factory for systems not listed, See [here](#) for more info.

Finishes

All luminaires are finished in high quality polyester powder coating. Our standard color is white. Any RAL color may be specified.

Weight

6lbs per foot

Patterns

Featuring illuminated welded corners and angles. Consult factory for custom designs and elevations.

Optics

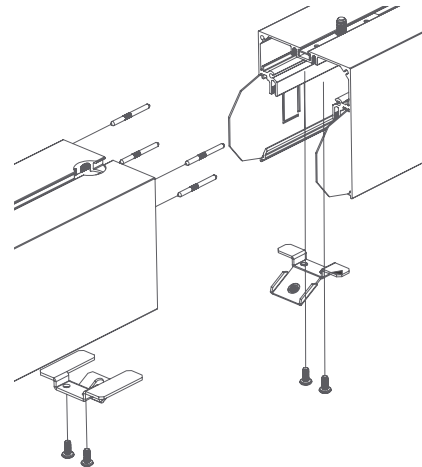
Room facing lens is black when unilluminated, seamlessly blending into dark environments. Uplight is available for some models.

Construction

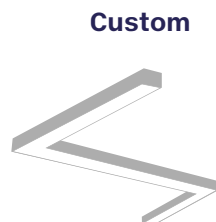
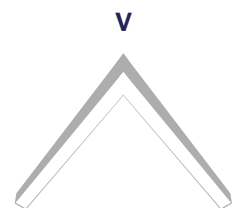
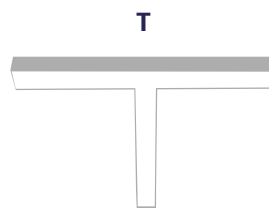
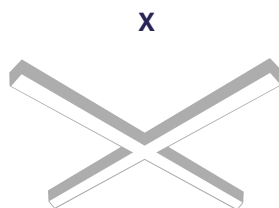
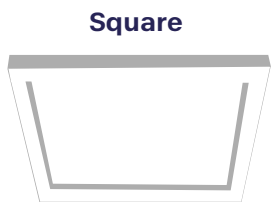
Housings are extruded premium, recycled aluminum. Individual fixtures are available up to 12' long and may be specified as nominal or precision lengths. Precision lengths are supplied within 1/8" tolerance.

Joined Runs

Runs of any length may be specified and are comprised of multiple, factory-engineered, joined sections. Individually specified luminaires are not field joinable.



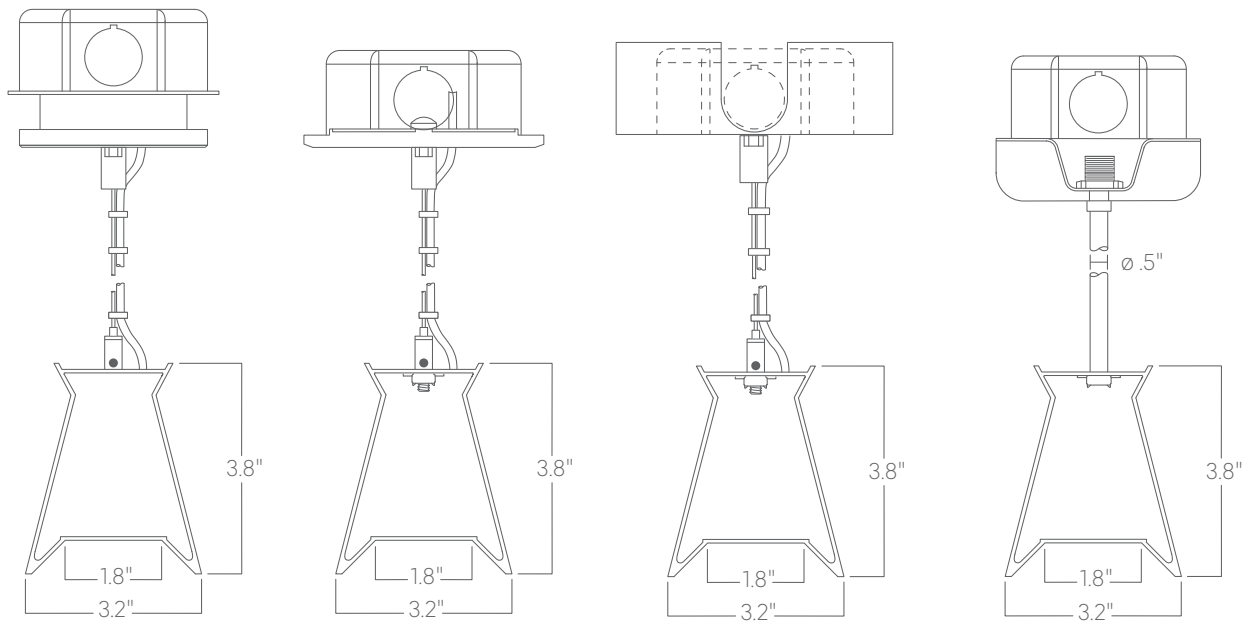
Representative joinery. For product specific details see installation guides or submittal drawings.



Pier Black Optic direct

Mounting Options

Custom mounting types and ceiling transitions available; consult factory.



**Aircraft cable
3.5" canopy**

**Aircraft cable
5" canopy**

**Aircraft cable
Conduit canopy
with knockouts**

Pendant stem