


LS3 Black Optic indirect/direct

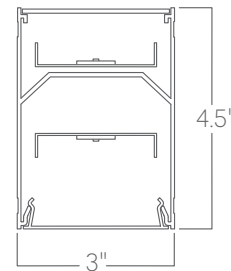


The Black Optic Series of architectural luminaires seamlessly blends into dark surroundings. Custom lengths and patterns are tailored to suit any modern space.

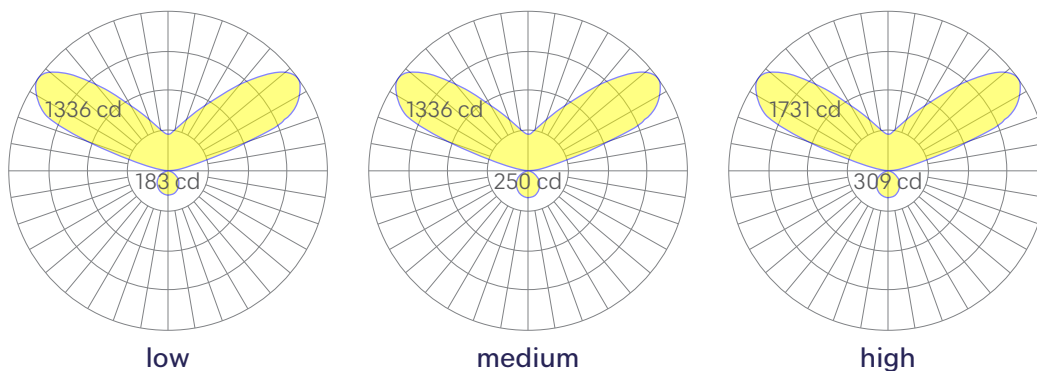
Features

- Extruded recycled aluminum housing
- Aluminum core LED boards, specifiable output
- Specifiable color temperature. CRI > 90, R9 > 50
- Custom lengths, welded patterns, and finishes available
- Integral specifiable dimmable drivers or PoE
- 5 Year, 50,000 hour warranty, damp location rated
- Compatible with all wood ceilings
- WELL Building Standard compatible [learn more](#)

Dimensions



Optics



Representative distribution and peak candela. For other options see order information or IES files [here](#).

LS3 Black Optic indirect/direct

Ordering Information

For each option group below specify one option. If you don't see your preferred option listed, contact us for [help](#).

1 Fixture ID	2 Length	3 Color Temperature	4 Output
LS3 BKO UPDN	2 2 ft 4 4 ft 8 8 ft X'-X" Specify Length PAT Pattern (Consult Factory)	27 2700K/90 CRI 30 3000K/90 CRI 35 3500K/90 CRI 40 4000K/90 CRI 50 5000K/90 CRI WD Warm Dim 2200K-3000K Must use WD10 driver TW Tunable White 2700K-6500K Must use WD10 or PSQ driver RGBW30 RGB +white, 3000k Remote DMX. High output unavailable. RGBW35 RGB +white, 3500k Remote DMX. High output unavailable. RGBW40 RGB +white, 4000k Remote DMX. High output unavailable.	Indirect LOW Low output MED Medium output HIGH High output CUST Custom output Specify Watts or lumens Direct LOW Low output MED Medium output HIGH High output CUST Custom output Specify Watts or lumens.
5 Voltage	6 Driver	7 Finish	8 Mounting
UNV Universal (120/277V) 347V 347V Available for DB Driver only	DB Standard 0-10V 1% DB.1% 0-10V 0.1% ELV Reverse Phase 1% (120V only) For compatible dimmers see here . TRI Forward phase (120V only) For compatible dimmers see here . LDE Lutron Digital EcoSystem DALI DALI-2 Driver PoE Power over ethernet. TW10 Dual channel, 0-10V for tunable white. WD10 0-10V Warm Dim PSQ Lutron T-Series 2-channel 1% for tunable white DMX DMX512 All DMX drivers set to default address 001 and provided in remote enclosers. Contact us for other addressing needs	W White BLK Black SLV Silver CC Custom Color See finish options here . CWF Custom Wood Finish See finish options here .	AC Aircraft cable (50") ACTB9 Aircraft cable, Tbar clip, 9/16" ACTB15 Aircraft cable, Tbar clip, 15/16" ACTBSG Aircraft cable, Tbar clip, Slot Grid AC3.5 3.5" canopy + Jbox adaptor adaptor must be mudded-in. ACCC Aircraft cable to Conduit Pipe Canopy PS-X Pendant stem (12", 18", 24", 36", 48") WM Wall Mount
9 Optics	10 Sensors/Controls	11 Circuit	12 Options
Indirect FL Flat Diffuser AVI BAT 120° Batwing ASYM Asymmetric Optic POL Pop-out Lens (.25") Direct BKO Black Optic	NA None EIS Enlighted sensor WISM Wattstopper occupancy WISD Wattstopper daylight ACM Acuity nLight® module only ACS Acuity nLight® CCS Casambi module AWNRR Lutron Athena Wireless Node Module AWNS Lutron Athena Wireless Sensor Module OTHER Consult Factory	NA None DC Dual Circuit (separate indirect/direct control) May require additional power feeds. EMCKT Emergency circuit May require additional power feeds DAYCKT Daylight circuit May require additional power feeds.	STD White Canopy + White Cord CAN-X Canopy + color See finish options here . SJ-BLK Black cord SJ-WHT White cord

Performance

Output ¹	Indirect			Direct		
	Watts/ft	Lumens/ft	LPW	Watts/ft	Lumens/ft	LPW
Low	5	539	108	5	119	24
Medium	7	684	98	7	166	23*
High	10	937	94	10	221	22

¹Based on a typically configured 90 CRI, 3500K Luminaire using one driver.
Custom outputs available. Please consult factory.
For 4000K multiply by 1.05; for 3000K, 0.9; for 2700K, 0.92.

*80 CRI equivalent 27 LPW

Technical Information



click [here](#) or scan QR code

Wiring diagrams, PoE and sensor details

LS3 Black Optic indirect/direct

Drivers & Electrical

Integral drivers* with 0-10V Dimming standard. Several other driver options available; see ordering information.

*DMX drivers are provided in remote enclosures.

Sensors & Controls

Sensors are installed on an aluminum plate adjacent to the luminaire lens. Coronet remains agnostic in our approach to sensors and control systems; our fixtures are compatible with most systems offered.

Emergency Back-Up

Emergency circuits for use with building generators available.

PoE (Power over Ethernet)

Compatible with virtually all PoE systems including Moxel Coresync, Igor, Smartengine, Platformatics, and NuLED SPICEbox.

Consult factory for systems not listed. See [here](#) for more info.

Finishes

All luminaires are finished in high quality polyester powder coating. Our standard color is white. Any RAL color may be specified.

Weight

3 lbs per foot

Optics

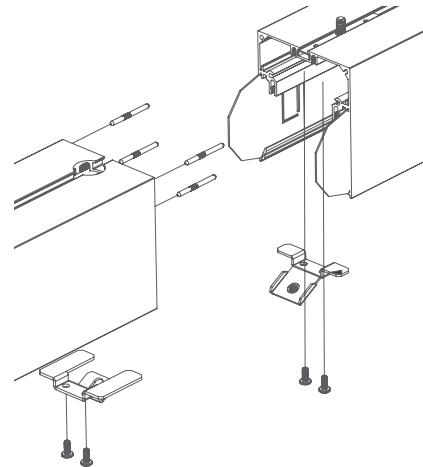
Room facing lens is black when unilluminated, seamlessly blending into dark environments. Uplight is available for some models.

Construction

Housings are extruded premium, recycled aluminum. Individual fixtures are available up to 12' long and may be specified as nominal or precision lengths. Precision lengths are supplied within 1/8" tolerance.

Joined Runs

Runs of any length may be specified and are comprised of multiple, factory-engineered, joined sections. Individually specified luminaires are not field joinable.



Representative joinery. For product specific details see installation guides or submittal drawings.

Patterns

Featuring illuminated welded corners and angles. Consult factory for custom designs and elevations.

Square



X



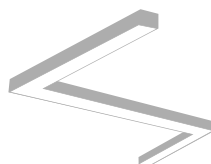
T



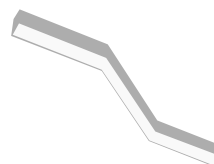
V



Custom



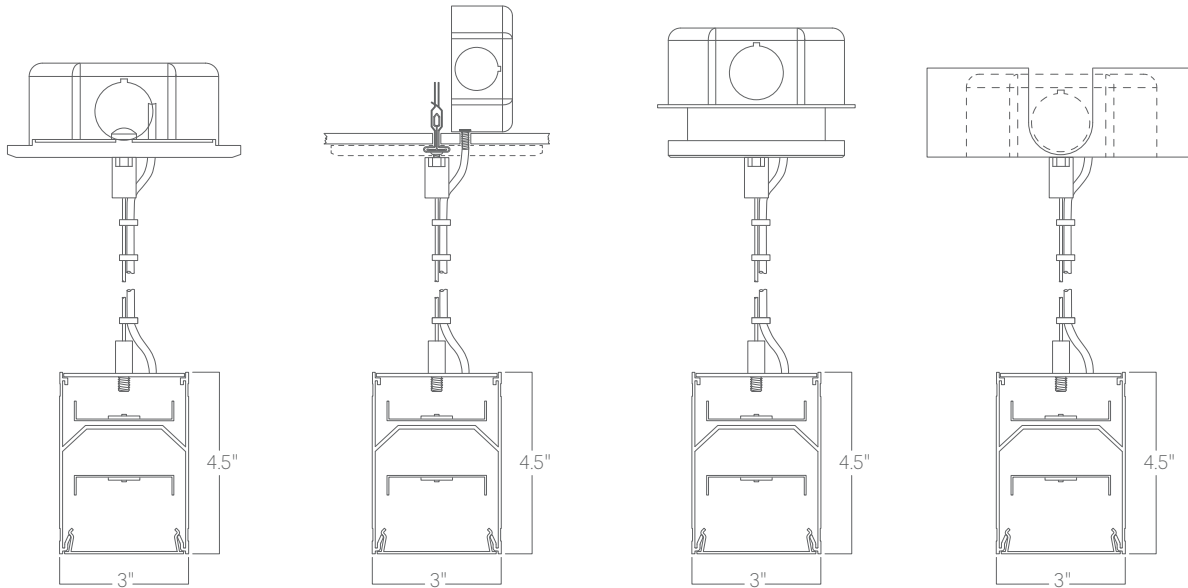
Elevation



LS3 Black Optic indirect/direct

Mounting Options

Custom mounting types and ceiling transitions available; consult factory.

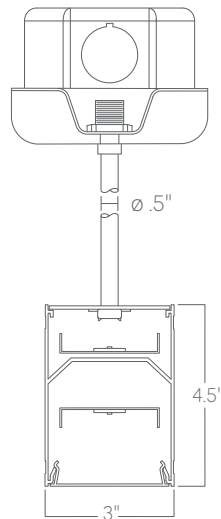


**Aircraft cable
5" canopy**

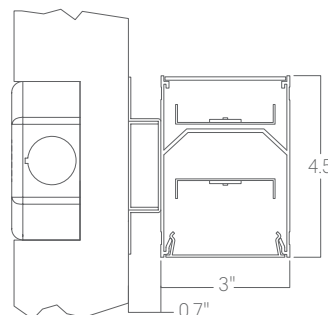
**Aircraft cable
5" canopy, T Bar clip**

**Aircraft cable
3.5" canopy**

**Aircraft cable
Conduit canopy
with knockouts**



Pendant stem



Wall mount

Please consult factory shop drawings for suspension points.

To prevent damage to fixtures, factory designated suspension points must not be field altered.

Do not attempt installation if you do not understand the installation instructions.