

Loopita 3ft direct

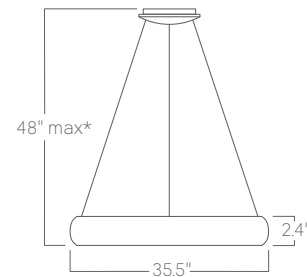


Our Performance Decorative luminaires offer a variety of decorative forms and sizes suitable for any modern space.

Features

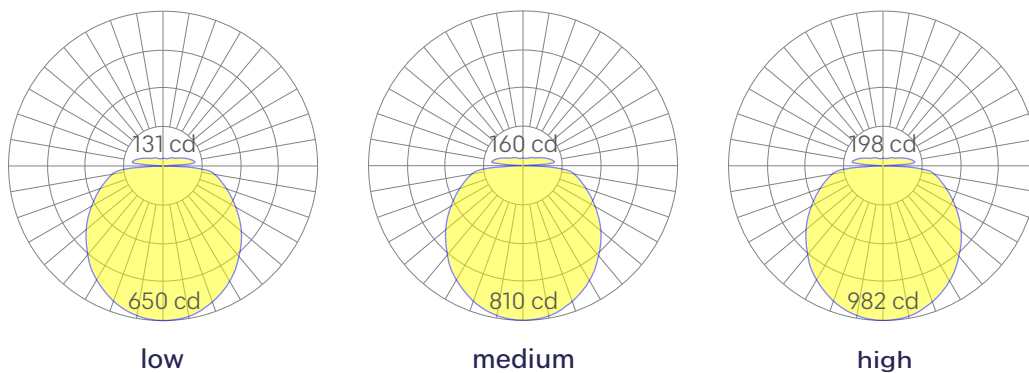
- Convex shaped outer housing
- Power Over Wire system eliminates power cord
- 15% Indirect, 85% direct distribution
- Specifiable color temperature. CRI > 90, R9 >50
- Custom colors and wood finishes finishes available
- Specifiable dimmable drivers or PoE
- 5 Year, 50,000 hour warranty, damp location rated
- WELL Building Standard compatible [learn more](#)

Dimensions



*Suspension height is adjustable.

Optics



Representative distribution and peak candela. For other options see order information or IES files [here](#).

Loopita 3ft direct

Ordering Information

For each option group below specify one option. If you don't see your preferred option listed, contact us for [help](#).

1	Fixture ID	2	Length	3	Color Temperature	4	Output
	LOOPITA	3	3 ft	27	2700K/90 CRI	LOW	Low output
				30	3000K/90 CRI	MED	Medium output
				35	3500K/90 CRI	HIGH	High output
				40	4000K/90 CRI	CUST	Custom output Specify Watts or lumens
5	Voltage	6	Driver	7	Finish	8	Mounting
UNV	Universal (120/277V)	DB	Standard 0-10V 1% Driver housed in canopy	W	White	ACP-CENT	Power over aircraft cable Single canopy at the center White canopy provided unless otherwise specified in section 12.
347V	347V Available for DB Driver only	DB.1%	0-10V 0.1% Driver housed in remote enclosure	BLK	Black	ACP-MULTI	Power over aircraft cable Individual suspension points White canopies provided unless otherwise specified in section 12.
		PoE	Power over Ethernet Driver housing varies	SLV	Silver		
				CC	Custom Color See finish options here .		
				CWF	Custom Wood Finish See finish options here .		
9	Optics	10	Sensors/Controls	11	Circuit	12	Options
SD	Standard Diffuser	NA	None	NA	None	STD	White Canopy + White Cord
		ACM	Acuity nLight Module Only	EMPCK	Emergency battery pack May require additional power feeds.	CAN-X	Canopy + color See finish options here
		CCS	Casambi Module	EMCKT	Emergency circuit May require additional power feeds.	SJ-BLK	Black cord
		AWNRR	Lutron Athena Wireless Node Module	DAYCKT	Daylight circuit May require additional power feeds.	SJ-WHT	White cord
		OTHER	Consult Factory			FC	Flat Canopy Drivers provided in remote enclosure.

Performance

Output ¹	Watts	Lumens
Low	28	2720
Medium	36	3393
High	45	4113

¹Based on a typically configured 90 CRI, 3500K luminaire using one driver.
Custom outputs available. Please consult factory.
For 4000K multiply by 1.05; for 3000K, 0.96; for 2700K, 0.92.

Technical Information



click [here](#) or
scan QR code

Wiring diagrams, PoE and sensor details

Loopita 3ft direct

Drivers & Electrical

Our Power Over Wire system delivers power to the luminaire via suspension cables, eliminating a separate power feed. Drivers are housed in the luminaire canopy or in factory supplied remote enclosures¹. All drivers are dimmable. For remote driver box sizes, click [here](#).

¹See order information for more details.

Emergency Back-Up

Emergency, battery-powered drivers are available. Emergency circuits for use with building generators are also available.

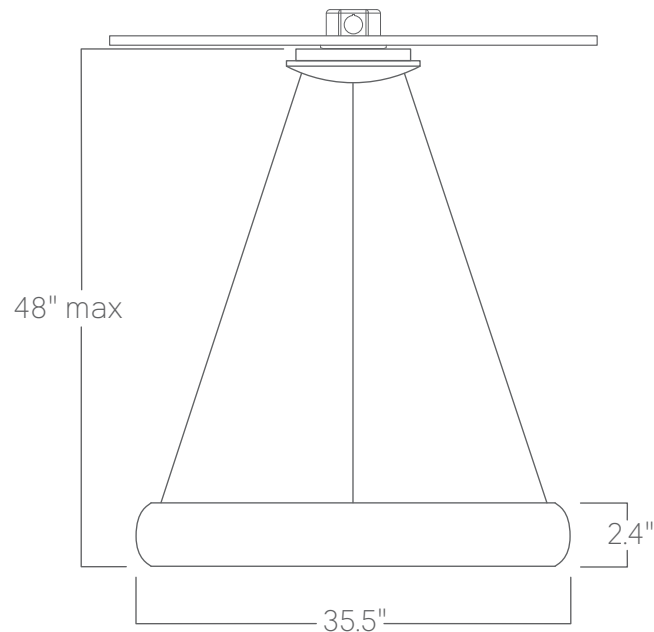
PoE (Power over Ethernet)

Compatible with virtually all PoE systems including Molex Coresync, Igor, Smartengine, Platformatics, and NuLED SPICEbox. Consult Factory for systems not listed, See [here](#) for more info.

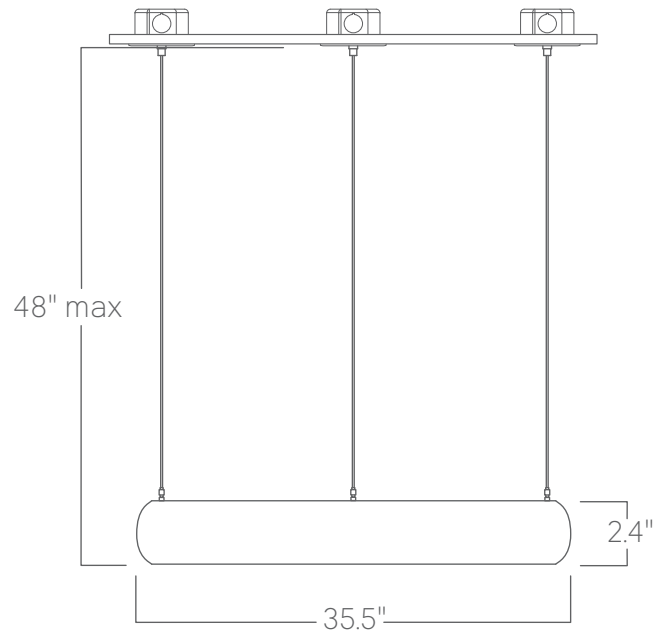
Weight

10 lbs

Mounting



Power over aircraft cable



**Power over aircraft cable
(Individual susp. points)**

Optics

Custom opal lens provides excellent diffusion, high transmission, and no LED imaging.

Construction

Die formed, heavy gauge rolled steel.

Finishes

All luminaires are finished in high quality polyester powder coating. Our standard color is white. Any RAL color may be specified.