


# Square 3x3

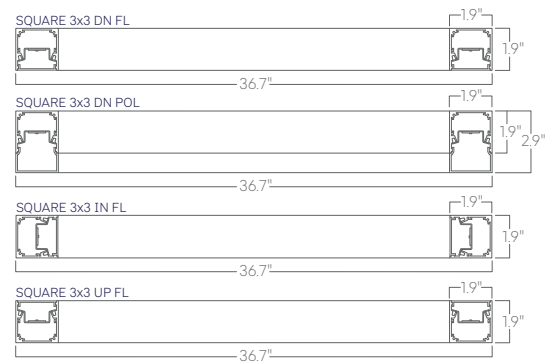


Our Performance Decorative luminaires offer a variety of decorative forms and sizes suitable for any modern space.

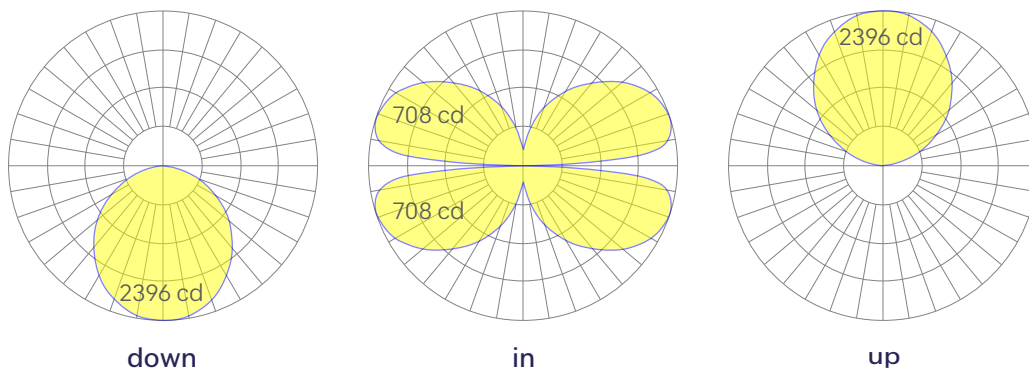
## Features

- Power Over Wire system eliminates power cord
- Indirect, direct, or indirect/direct light distribution
- Extruded recycled aluminum
- Specifiable color temperature. CRI > 90, R9 >50
- Specifiable dimmable drivers or PoE
- Custom colors and wood finishes finishes available
- 5 Year, 50,000 hour warranty, damp location rated
- WELL Building Standard compatible [learn more](#)

## Dimensions



## Optics



Representative distribution and peak candela. For other options see order information or IES files [here](#).

# Square 3x3

## Ordering Information

For each option group below specify one option. If you don't see your preferred option listed, contact us for [help](#).

1	Fixture ID	2	Size	3	Color Temperature	4	Output
	<b>SQUARE</b>		<b>3x3</b>		<b>27</b> 2700K/90 CRI <b>30</b> 3000K/90 CRI <b>35</b> 3500K/90 CRI <b>40</b> 4000K/90 CRI <b>50</b> 5000K/90 CRI <b>WD</b> Warm Dim 2200K-3000K Must use WD10 driver <b>TW</b> Tunable White 2700K-6500K Must use WD10 or PSQ driver <b>RGBW30</b> RGB +white, 3000k Remote DMX. High output unavailable. <b>RGBW35</b> RGB +white, 3500k Remote DMX. High output unavailable. <b>RGBW40</b> RGB +white, 4000k Remote DMX. High output unavailable.		<b>LOW</b> Low output <b>MED</b> Medium output <b>HIGH</b> High output <b>CUST</b> Custom output Specify Watts or lumens
5	Voltage	6	Driver	7	Finish	8	Mounting
	<b>UNV</b> Universal (120/277V) <b>347V</b> 347V Available for DB Driver only	<b>DB</b> Standard 0-10V 1% <b>DB.1%</b> 0-10V 0.1% <b>ELV</b> Reverse Phase 1% (120V only) For compatible dimmers, click <a href="#">here</a> . <b>TRI</b> Forward phase (120V only) For compatible dimmers, click <a href="#">here</a> . <b>LDE1</b> Lutron Digital EcoSystem <b>JA8</b> JA8 compliant 1% dimming <b>DALI</b> DALI-2 Driver <b>PoE</b> Power over ethernet. <b>TW10</b> 2 ch, 0-10V for tunable white. <b>WD10</b> 0-10V Warm Dim <b>PSQ</b> Lutron T-Series 2-channel 1% For tunable white <b>DMX</b> DMX512 All DMX drivers set to default address 001 and provided in remote enclosers. Contact us for other addressing needs.	<b>W</b> White <b>BLK</b> Black <b>SLV</b> Silver <b>CC</b> Custom Color See finish options <a href="#">here</a> . <b>CWF</b> Custom Wood Finish See finish options <a href="#">here</a> .	<b>ACP-CENT</b> Power over aircraft cable Single canopy at the center White canopy provided unless otherwise specified in section 12. <b>ACP-MULTI</b> Power over aircraft cable Individual suspension points White canopies provided unless otherwise specified in section 12. <b>SM</b> Surface Mount <b>PS-X</b> Pendant Stem Four individual stems provided (12", 18", 24", 36", 48")			
9	Optics	10	Sensors/Controls	11	Circuit	12	Options
	<b>FL/DWN</b> Flush lens, downward facing <b>FL/UP</b> Flush lens, upward facing <b>FL/IN</b> Flush lens, inner facing <b>POL/DN</b> 1" Pop-out-lens, downward facing	<b>NA</b> None <b>EIS</b> Enlighted sensor <b>WISM</b> Wattstopper occupancy <b>WISD</b> Wattstopper daylight <b>ACM</b> Acuity nLight® module only <b>ACS</b> Acuity nLight® <b>CCS</b> Casambi module <b>AWNR</b> Lutron Athena Wireless Node Module <b>OTHER</b> Consult Factory	<b>NA</b> None <b>EMPCK</b> Emergency battery pack May require additional power feeds. <b>EMCKT</b> Emergency circuit May require additional power feeds. <b>DAYCKT</b> Daylight circuit May require additional power feeds.	<b>STD</b> White Canopy + White Cord <b>CAN-X</b> Canopy + color See finish options <a href="#">here</a> . <b>SJ-BLK</b> Black cord <b>SJ-WHT</b> White cord			

## Performance

Output <sup>1</sup>	Watts	Lumens
Low	60	4600
Medium	87	6477
High	120	8665

<sup>1</sup>Based on a typically configured 90 CRI, 3500K luminaire using one driver. Custom outputs available. Please consult factory. For 4000K multiply by 1.05; for 3000K, 0.9%; for 2700K, 0.92.

## Technical Information



click [here](#) or scan QR code

Wiring diagrams, PoE and sensor details

# Square 3x3

## Drivers & Electrical

Our Power Over Wire system delivers power to the luminaire via suspension cables, eliminating a separate power feed. Drivers are housed in the luminaire canopy or in factory supplied remote enclosures<sup>1</sup>. All drivers are dimmable. For remote driver box sizes, click [here](#).

<sup>1</sup>See order information for more details.

## Emergency Back-Up

Emergency, battery-powered drivers are available. Emergency circuits for use with building generators are also available.

## PoE (Power over Ethernet)

Compatible with virtually all PoE systems including Moxel Coresync, Igor, Smartengine, Platformatics, and NuLED SPICEbox. Consult Factory for systems not listed. See [here](#) for more info.

## Weight

9 lbs

## Mounting

## Optics

Extruded satin acrylic lenses provide excellent diffusion, high transmission, and no LED imaging.

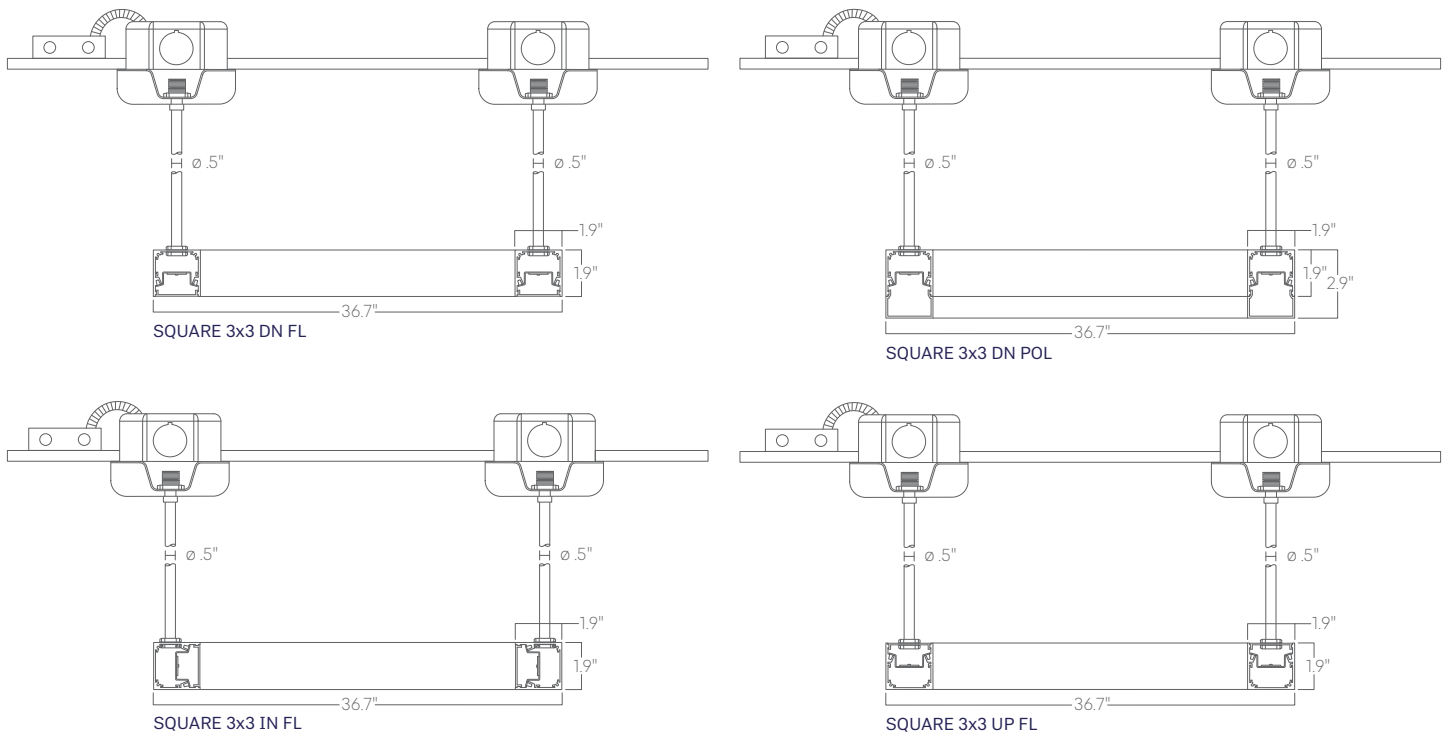
## Construction

Welded, extruded, recycled aluminum.

## Finishes

All luminaires are finished in high quality polyester powder coating. Our standard color is white. Any RAL color may be specified.

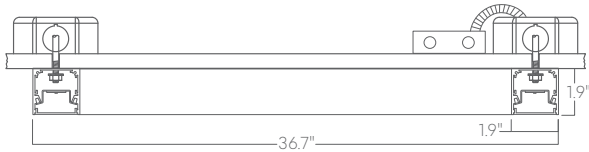
### Pendant stem



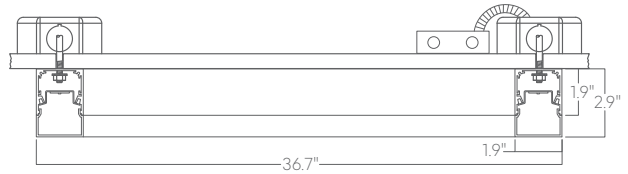
# Square 3x3

## Mounting

### Surface mount



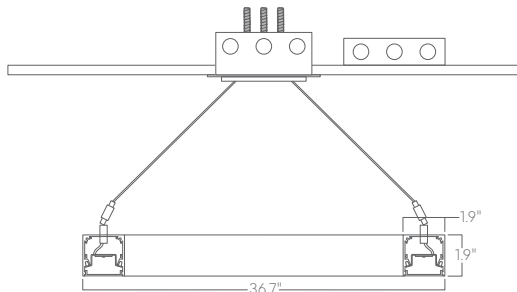
SQUARE 3x3 DN FL



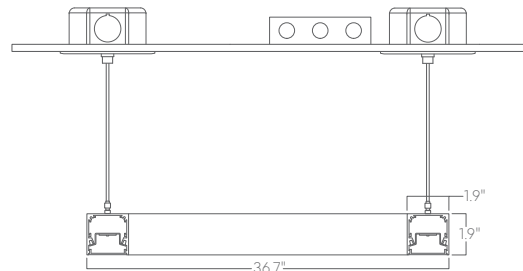
SQUARE 3x3 DN POL

### Power over aircraft cable

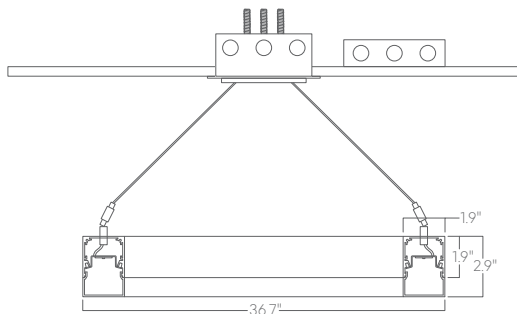
### Power over aircraft cable (Individual susp. points)



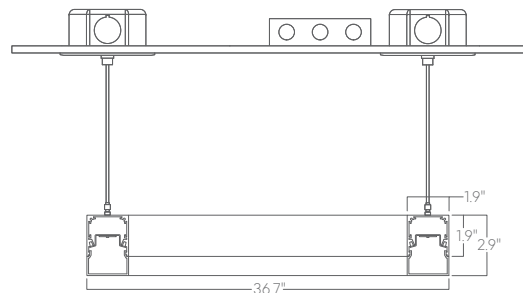
SQUARE 3x3 DN FL



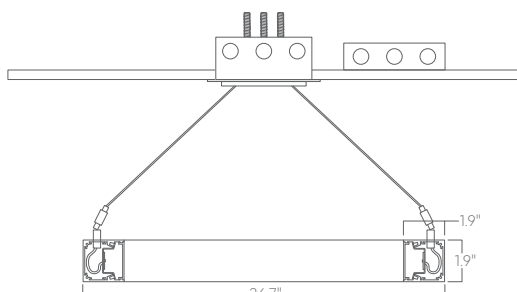
SQUARE 3x3 DN FL



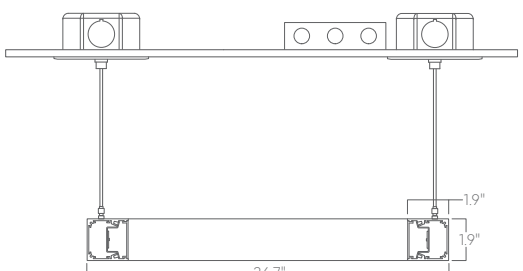
SQUARE 3x3 DN POL



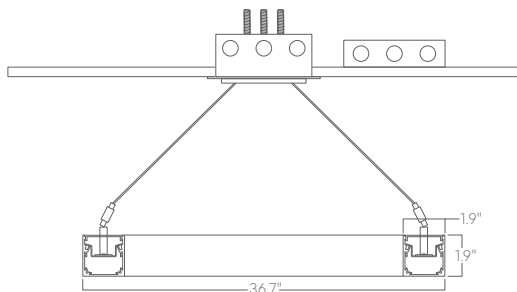
SQUARE 3x3 DN POL



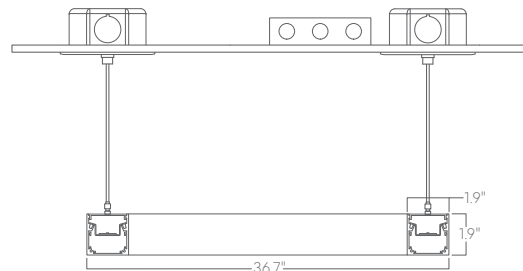
SQUARE 3x3 IN FL



SQUARE 3x3 IN FL



SQUARE 3x3 UP FL



SQUARE 3x3 UP FL