

PRD 3ft direct

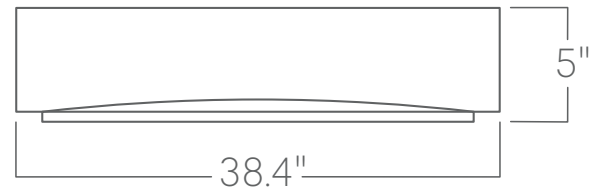


Our Performance Decorative luminaires offer a variety of decorative forms and sizes suitable for any modern space.

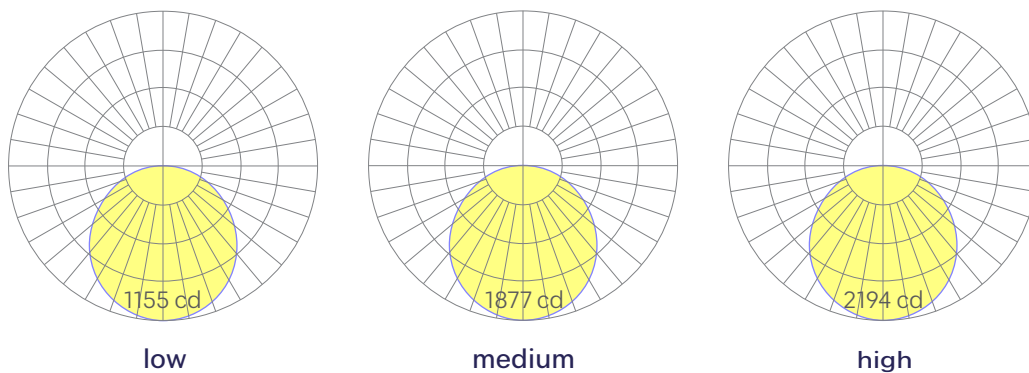
Features

- Cold-rolled steel housing
- Specifiable color temperature. CRI > 90, R9 >50
- Integral, specifiable dimmable drivers or PoE
- Custom colors and wood finishes finishes available
- 5 Year, 50,000 hour warranty, damp location rated
- WELL Building Standard compatible [learn more](#)

Dimensions



Optics



Representative distribution and peak candela. For other options see order information or IES files [here](#).

PRD 3ft direct

Ordering Information

For each option group below specify one option. If you don't see your preferred option listed, contact us for [help](#).

1	Fixture ID	2	Length	3	Color Temperature	4	Output
	PRD	3	3 ft	27	2700K/90 CRI	LOW	Low output
				30	3000K/90 CRI	MED	Medium output
				35	3500K/90 CRI	HIGH	High output
				40	4000K/90 CRI	CUST	Custom output Specify Watts or lumens
				50	5000K/90 CRI		
				WD	Warm Dim 2200K-3000K Must use WD10 driver.		
				TW	Tunable White 2700K-6500K Must use TW10 or PSQ driver.		
5	Voltage	6	Driver	7	Finish	8	Mounting
	UNV Universal (120/277V) 347V 347V Available for DB Driver only	DB Standard 0-10V 1% DB.1% 0-10V 0.1% ELV Reverse Phase 1% (120V only) For compatible dimmers see here . TRI Forward phase (120V only) For compatible dimmers see here . LDE Lutron Digital EcoSystem DALI DALI-2 Driver PoE Power over ethernet. TW10 Dual channel, 0-10V for tunable white. WD10 0-10V Warm Dim PSQ Lutron T-Series 2-channel 1% for tunable white DMX DMX512 All DMX drivers set to default address 001 and provided in remote enclosers. Contact us for other addressing needs	W White BLK Black SLV Silver CC Custom Color See finish options here . CWF Custom Wood Finish See finish options here .	AC-CENT Aircraft Cable Suspended from a center canopy 50" steel cable provided. White canopies and power cord unless option specified in section 12. AC-MULTI Aircraft Cable Individual suspension points 50" steel cable provided. White canopies and power cord unless option specified in section 12. SM Surface Mount PS-X Pendant Stem (12", 18", 24", 36", 48") White stems, canopies and power cord unless option specified in section 12.			
9	Optics	10	Sensors/Controls	11	Circuit	12	Options
	SD Standard Diffuser DL 1/2" Drop Lens	NA None ACM Acuity nLight Module Only CCS Casambi Module AWNR Lutron Athena Wireless Node Module OTHER Consult Factory	NA None EMPCK Emergency battery pack May require additional power feeds. EMCKT Emergency circuit May require additional power feeds. DAYCKT Daylight circuit May require additional power feeds.	NA None			

Performance

Output ¹	Watts	Lumens
Low	40	3292
Medium	65	5350
High	76	6254

¹Based on a typically configured 90 CRI, 3500K luminaire using one driver.
Custom outputs available. Please consult factory.
For 4000K multiply by 1.05; for 3000K, 0.96; for 2700K, 0.92.

Technical Information



click [here](#) or scan QR code

Wiring diagrams, PoE and sensor details

PRD 3ft direct

Drivers & Electrical

Integral drivers* with 0-10V Dimming standard. Several other driver options available; see ordering information.

*DMX drivers are provided in remote enclosures.

Emergency Back-Up

Emergency, battery-powered drivers are available. Emergency circuits for use with building generators are also available.

PoE (Power over Ethernet)

Compatible with virtually all PoE systems including Molex Coresync, Igor, Smartengine, Platformatics, and NuLED SPICEbox. Consult Factory for systems not listed, See [here](#) for more info.

Weight

15 lbs

Optics

Custom opal lens provides excellent diffusion, high transmission, and no LED imaging.

Construction

Cold-rolled steel.

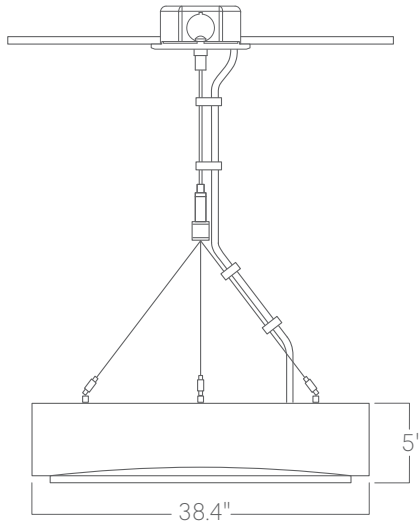
Finishes

All luminaires are finished in high quality polyester powder coating. Our standard color is white. Any RAL color may be specified.

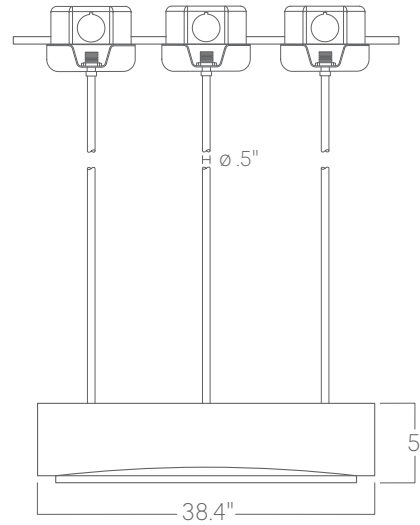
PRD 3ft direct

Mounting Options

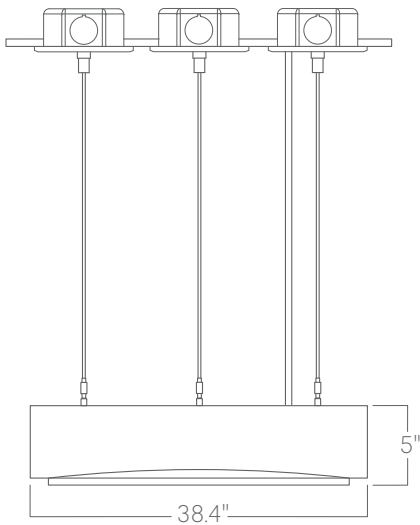
Custom mounting types and ceiling transitions available; consult factory.



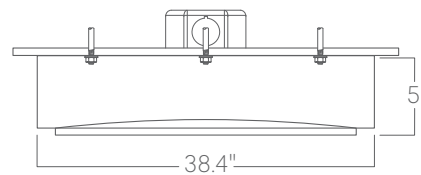
Aircraft cable



Pendant stem (3 stems)



Aircraft cable (Individual susp. points)



Surface mount

Please consult factory shop drawings for suspension points. To prevent damage to fixtures, factory designated suspension points must not be field altered.