

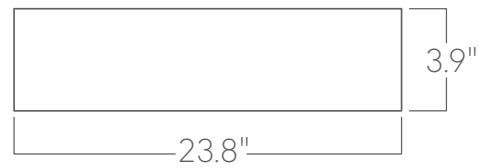


Our architectural troffers offer a variety of standard sizes and features suitable for any modern space.

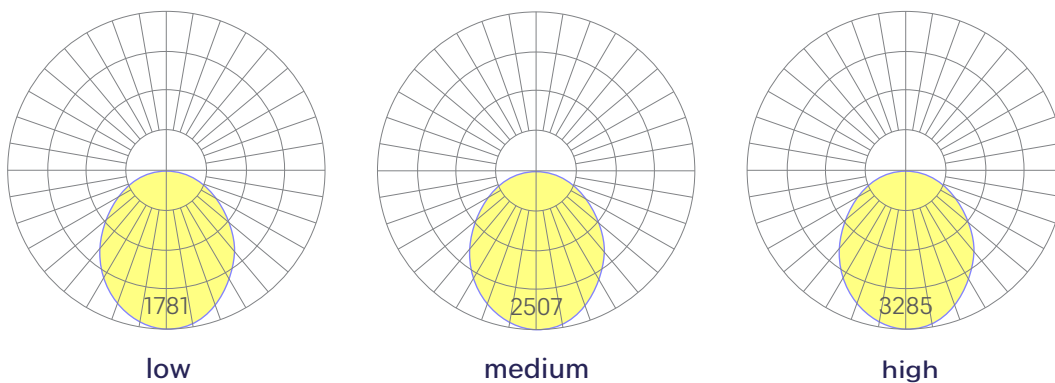
## Features

- Applicable for wet and dusty environments
- Cold-rolled steel housing
- Specifiable color temperature. CRI > 90, R9 >50
- Integral, specifiable dimmable drivers or PoE
- 5 Year, 50,000 hour warranty
- WELL Building Standard compatible [learn more](#)

## Dimensions



## Optics



Representative distribution and peak candela. For other options see order information or IES files [here](#).

## Ordering Information



Example: WET - 2X4 - 35 - MED - UNV - DB - W - F - SD - CCS - DAYCKT - NA

Fixture ID	1	Size	2	Color Temperature	3	Output	4	
WET		2x4		<b>27</b> 2700K/90 CRI <b>30</b> 3000K/90 CRI <b>35</b> 3500K/90 CRI <b>40</b> 4000K/90 CRI <b>50</b> 5000K/90 CRI  <b>RGBW30</b> RGB +white, 3000k <b>RGBW35</b> RGB +white, 3500k <b>RGBW40</b> RGB +white, 4000k		<b>LOW</b> Low output <b>MED</b> Medium output <b>HIGH</b> High output <b>CUST</b> Custom output <sup>1</sup>		
				<sup>1</sup> Must use remote DMX driver. "High" output not available.				<sup>2</sup> consult factory
Voltage	5	Driver	6	Finish	7	Mounting	8	
UNV 347V <sup>1</sup>	Universal (120/277V) 347V	<b>DB</b> Standard 0-10V 1% <b>DB.1%</b> 0-10V 0.1% <b>ELV<sup>2</sup></b> Reverse Phase 1% (120V only) <b>TRI<sup>2</sup></b> Forward phase (120V only) <b>LDE1</b> Lutron Digital EcoSystem <b>DALI</b> DALI-2 Driver <b>PoE</b> Power over Ethernet. <b>DMX<sup>1</sup></b> DMX512		<b>W</b> White <b>CC<sup>1</sup></b> Custom Color		<b>T</b> 9/16" Tee Grid <b>T15</b> 15/16" Tee Grid <b>SG</b> Slot Grid/Interlude <b>F</b> Flange		
		<sup>1</sup> Set to default address 001. Contact us for other addressing needs. <sup>2</sup> For compatible dimmers, click <a href="#">here</a> .		<sup>1</sup> Custom Color. See finish options <a href="#">here</a> .				
Optics	9	Sensors/Controls	10	Circuit	11	Options	12	
SD	Standard Diffuser	<b>NA</b> None <b>ACM</b> Acuity nLight Module Only <b>CCS</b> Casambi Module <b>AWNRR</b> Lutron Athena Wireless Node Module		<b>NA</b> None <b>EMPCK</b> Emergency Battery Pack <b>EMCKT</b> Emergency Circuit <b>DAYCKT</b> Daylight Circuit		<b>NA</b> None <b>WH6</b> 6ft whips preinstalled		
		Consult factory for other options.						

## Performance

Output <sup>1</sup>	Watts	Lumens
Low	40	4140
Medium	58	5830
High	80	7800

<sup>1</sup>Based on a typically configured 90 CRI, 3500K luminaire using one driver.

Custom outputs available. Please consult factory.  
For 4000K multiply by 1.05; for 3000K 0.9; for 2700K, 0.92.

## Technical Information



click [here](#) or scan QR code

Wiring diagrams, PoE and sensor details

Modification date: January 2023

# WET 2x4

## Drivers & Electrical

Integral drivers\* with 0-10V Dimming standard. Several other driver options available; see ordering information.

\*DMX drivers are provided in remote enclosures.

## Emergency Back-Up

Emergency, battery-powered drivers are available. Emergency circuits for use with building generators are also available.


## PoE (Power over Ethernet)

Compatible with virtually all PoE systems including Molex Coresync, Igor, Smartengine, Platformatics, and NuLED SPICEbox. Consult Factory for systems not listed, See [here](#) for more info.

## Weight

13 lbs


## Mounting Options



**T**  
9/16" tee grid



**T15**  
15/16" tee grid



**SG**  
slot grid



**F**  
flange

## Optics

Acrylic lens provides excellent diffusion, high transmission, and no LED imaging.

## Construction

Cold-rolled steel.

## Finishes

All luminaires are finished in high quality polyester powder coating. Our standard color is white. Any RAL color may be specified.